

# BIOSTRATIGRAPHY OF AMPHIBIANS, REPTILES, BIRDS AND MAMMALS IN CORSICA AND THE ROLE OF MAN IN THE HOLOCENE FAUNAL TURNOVER

Jean-Denis VIGNE\*, Salvador BAILON\* and Jacques CUISIN\*\*

## Summary

This paper presents the results of a study of seven late Pleistocene and Holocene faunal assemblages from Corsica. They greatly improve the number of chronostratigraphic data-sets available for amphibians, reptiles, birds and mammals from this island. Compared with those from several other recent excavations, they corroborate an earlier interpretation: the colonization of the island by man had little impact on the herpetofauna (a few introductions and no extinctions), a slightly more important impact on birds (mainly favouring some species) and a very strong one on mammals (complete turnover of the fauna).

## Résumé

*Biostratigraphie des amphibiens, des reptiles et des mammifères en Corse et rôle de l'homme dans le renouvellement faunique holocène.*

Cet article présente les résultats de l'analyse de sept nouveaux assemblages fauniques pleistocènes ou holocènes de Corse. Ils permettent d'augmenter de manière sensible le nombre des données chrono-stratigraphiques disponibles pour les amphibiens, les reptiles, les oiseaux et les mammifères en Corse. Comparés à d'autres résultats récents, ils confirment les interprétations émises précédemment : la colonisation de l'île par l'homme a eu un faible impact sur l'herpétofaune (petit nombre d'introductions et pas d'extinctions), un impact un peu plus important sur les oiseaux (effet favorable sur certaines espèces) et de très importantes conséquences pour les mammifères (complet renouvellement faunique).

## Zusammenfassung

*Biostratigraphie der Amphibien, Reptilien, Vögel und Säugetiere in Korsika und der menschliche Einfluß auf die holozäne Fauna.*

In diesem Beitrag werden die Ergebnisse der Untersuchung von sieben neuerdings ergrabenen Faunenensembles des späten Pleistozäns und Holozäns Korsikas vorgestellt. Sie erhöhen die Anzahl chronostratigraphisch gesicherter Daten bezüglich der Amphibien, Reptilien, Vögel und Säugetiere erheblich. Verglichen mit Werten aus anderen Grabungen erhärten sie die bisher gängige Annahme: geringer menschlicher Einfluß auf die Reptilienfauna (einige wenige "Importe", keine Ausrottung) ein etwas größerer Einfluß auf die Avifauna (mit einer Bevorzugung auf weniger Arten) und sehr starke Beeinflussung der Säugetierfauna (vollständige Umwandlung der Fauna).

## Key Words

Vertebrates, Corsica, Island, Human Impact, Late Pleistocene, Holocene.

## Mots clés

Vertébrés, Corse, Iles, Anthropisation, Pléistocène final, Holocène.

## Schlüsselworte

Wirbeltiere, Korsika, Insel, Menschlicher Einfluß, Spätpleistozän, Holozän.

During the Pleistocene, the terrestrial vertebrate fauna of Mediterranean islands evolved toward a heavy taxonomic endemism (Azzaroli, 1971; Sondaar, 1986; Davis, 1987; etc.). During the last 11,000 years (Holocene), these faunas underwent a partial turnover, mainly due to the colonization of the islands by modern man (Vigne, 1989; Cherry, 1990). The Mediterranean islands hence provide a very accurate "experimental" framework for the study of the impact of the successive

Holocene human activities on the evolution of the vertebrate fauna (i.e. extinction, immigration, modification of the dispersal area, etc.). Peculiarly, amphibians, reptiles, birds, small and large mammals have very different ecological characteristics, dispersal behaviours and cultural values for man. Archaeozoological analysis enables a story of how these different groups of animals reacted to human colonization and how these island faunas have evolved during the Holocene.

\* CNRS-URA 1415, Muséum national d'Histoire naturelle, Laboratoire d'Anatomie comparée, 55 rue Buffon, 75005 Paris, France.

\*\* Muséum national d'Histoire naturelle, Laboratoire Mammifères et Oiseaux, 55 rue Buffon, 75005 Paris, France.

Corsica is a Mediterranean island for which the last ten millennia are very well documented archaeozoologically. On this island, visits perhaps may have been made by Early and Middle Palaeolithic man (Bonifay, 1993) but cannot be considered for the moment as actual colonizations, i.e. the permanent presence of human groups living on island resources throughout the year and burying their dead on the island (Vigne, 1989). There is no evidence for a human presence in the Upper Palaeolithic. The first true colonization by modern man occurred at the beginning of the Holocene, during the 9<sup>th</sup>-8<sup>th</sup> millennia cal. BC (Camps, 1988; Vigne and Desse-Berset, 1995). For these reasons, Corsica provides us with an excellent case study of human impact on the different groups of vertebrates in a Mediterranean insular context.

Ten years ago, Vigne and Alcover (1985) reviewed West Mediterranean islands' faunal turnover for amphibians, reptiles and mammals, and suggested why some taxa became extinct while others survived to the present day. At that time, the Pleistocene fauna of Corsica was very poorly documented (Corte and Conca breccias, Maccinaggio cave; Deperet, 1897; Passemard, 1925; Tobien, 1935; Gasc, 1961; Bonifay, 1976; Brandy, 1978) and its composition was deduced from that of Sardinia, on the assumption that the two islands were joined by a landbridge during most of the last Glacial period. During the last ten years, excavations on Corsica have produced so many new data, including birds, that this question can now be reviewed using the example of Corsica alone.

The Quaternary herpetofauna of the Tyrrhenian Islands are still mainly known for Sardinia. Five sites have been studied: Su Casteddu (Villafranchian; Esu and Kotsakis, 1979), Sidanus (undetermined Pleistocene; Sanchiz, 1979), Dragonara (upper Pleistocene; Kotsakis, 1980a), Corbeddu (early Holocene; Sondaar *et al.*, 1984) and Su Guanu (undetermined Holocene; Sanchiz, 1979; Kotsakis, 1983). They show that *Discoglossus* sp., *Bufo viridis*, *Coluber* sp., *Emys orbicularis* and *Natrix* sp., which are still present on the island, were present in the Pleistocene too. For the Pleistocene of Corsica, Gasc (1961) mentioned *Discoglossus* sp. and a large Lacertid from the Maccinaggio deposits (upper Pleistocene and recent mixed assemblage), and Kotsakis (1977) refers to *Bufo* sp. (without arguments). For the Holocene on the same island, the Araguina-Sennola shelter provided a record of *Discoglossus* sp. in the earlier layers (Preneolithic), *Rana* sp. (*temporaria* group) in the early and middle Neolithic ones and *Bufo viridis* in the Bronze Age (Vigne, 1985). The Chalcolithic layers of Terrina IV provided bones of *Emys orbicularis* (Cheylan, 1988). The

14th century deposit of Santa Maria Lavezzi provides evidence of *Podarcis tiliguerta* and *Coluber viridiflavus* (Bailon, in Vigne, 1994). These data suggested for Corsica (i) the great antiquity of *Discoglossus* sp., (ii) the Neolithic immigration of *Bufo viridis*, and (iii) the questionable immigration and rapid extinction of *Rana* sp. (*temporaria* group) during the Neolithic (Vigne, 1985; Vigne and Alcover, 1985). Among the eighteen species present (Delaugerre and Cheylan, 1992; nineteen if including *Natrix maura*; Fons *et al.*, 1991), only four have been mentioned as fossils.

Fossil records of avifauna from Mediterranean islands have been compiled by Alcover *et al.* (1992) for the Middle and Late Pleistocene. Some data have been added for the Pleistocene (Ferrandini and Salotti, 1995) and overall for the Holocene with the long stratigraphy of the Araguina-Sennola shelter (Vigne, 1988), with the late Antiquity site of Castellu (Vigne and Marinval-Vigne, 1988) and with the historical deposits of the Lavezzi island (Vigne *et al.*, 1991). Despite a scarcity of studies of fossil birds in Corsica, and with more than 85 recorded taxa, this island is the richest of the eleven Mediterranean islands (which possess a total of 160 taxa of birds). The general history of the avifauna of Corsica has also been discussed, mainly from biological analyses, by Blondel (1986) and Blondel and Vigne (1993) who emphasized that Holocene colonizers are mainly small generalist species.

In Sardinia (Kotsakis, 1980b; Azzaroli, 1981; Palombo, 1981; Sondaar *et al.*, 1986), the latest Pleistocene (non flying terrestrial) large mammals comprised only a deer (*Megaloceros cazioti*), a canid (*Cynotherium sardous*), a small lagomorph (*Prolagus sardus*), a large vole (*Tyrrhenicola henseli*), a large mouse (*Rhagamys orthodon*) and a large shrew (*Episoriculus similis/corsicanus*). A few other mammal species, mostly otters, may have become extinct at the beginning of the Holocene (Vigne, 1990). Until now, Pleistocene mammal fossils have been very scarce in Corsica, and are only represented by the assemblages from Maccinaggio (Bonifay, 1976) and Castiglione (Salotti and Ferrandini-Cevaren, 1993; Ferrandini and Salotti, 1995). But it is probable that the composition of the living mammals has not been very different from the one in Sardinia. However, by the 8th millennium cal. BC, i.e. in the Corsican Preneolithic layers, both the deer and the canid appear to have been absent, while the four small mammals were attested up to the beginning of Historical Times (Vigne, 1990, 1992). Meanwhile, more than twenty species, both wild and domestic, immigrated from the nearby mainland during less than six millennia, presumably being introduced by man (Vigne, 1988, 1992).

## Sites, material and methods

This paper will consider four new sites: Castiglione (Ct; only for the herpetofauna), Gritulu (Gt), Monte Leone (ML) and Monte di Tuda (T) (tab. 1). Gt was excavated by J. Magdeleine, Ct by J. Ferrandini-Cevaren and M. Salotti (1995), and the two others by one of us (J.-D. V.). They are located either in the southern or in the northern parts of the island, all on calcareous substrata and at low altitude. Most of them were excavated by soundings, the sediment having been sieved through thin mesh (1 or 1.5 mm) with water (ML, T) or not (Gt, Ct). For two of them (ML and T), the water sieving residues were exhaustively sorted under the microscope. No quantitative approach could be attempted because the collecting methods, although good, were different for each site, because the samples were sometimes too small, and because their biological and historical validities are different depending on whether mammals, amphibians and birds (see below).

In addition, the herpetofauna of Araguina-Sennola (Preneolithic, Neolithic and Bronze Age; Vigne, 1985, 1988) has been revised.

For all other stratigraphic units, excepted for Gt, chronological attributions are given by radiocarbon dating. All of them could be calibrated except Castiglione A, we shall use calibrated dates in this article.

## Results

Tables 2 to 4 show the presence of the taxa in each stratigraphic unit, classified from the older to the younger. For all three groups, we only took into account bones which could be identified to species or genus. Taxa have been classified systematically for amphibians, reptiles and mammal, alphabetically for birds (since the taxonomic arrangement depends on the authors), and large mammal are shown separately from the small ones.

At Gt, all the mandibles of *Prolagus* are large;  $P/3$  are thick-set, with a small anteroconulid, without a distal notch, the protoconulid being always smaller than the protoconid. These characters indicate *P. sardus* rather than *P. figaro*, and excludes a date older than the beginning of the Upper Pleistocene (Lopez-Martinez and Thaler, 1975). An accelerator radiocarbon dating was not possible due to the absence of collagen, but the absence of *Enhydriactis*, which is attested in CtA (Ferrandini and Salotti, 1995), suggests that Gt is later than CtA. In 1996, new excavations in this cave indicated that the main fossil deposits failed after the Würm, probably during the late Glacial (Vigne and Magdeleine, unp.).

All the identifications of the herpetofauna of Araguina-Sennola (Vigne, 1985) have been confirmed, except the bones attributed to *Rana* sp. (*temporaria* group):

**Table 1:** Main characteristics of the seven new vertebrate assemblages referred to in this paper. CtA includes only herpetofauna, from Ferrandini and Salotti, 1995. SU: stratigraphic unit.

	Castiglione 1 A (1)	Gritulu	Monte Leone		Monte di Tuda		
District	Haute-Corse	Haute-Corse	Corse-du-Sud		Haute-Corse		
Commune	Oletta	Luri	Bonifacio		Olmetta-di-Tuda		
Altitude asl	120 m	150 m	60 m		190 m		
Site	Deep cave	Cave porch	Rock shelter		Cave porch		
Excavation	4 soundings (? m <sup>3</sup> )	1 sounding (2,5 m <sup>3</sup> )	4 soundings (2,8 m <sup>3</sup> )		2 soundings (5 m <sup>3</sup> )		
Collection method	(water?) sieving (? mesh) naked eye sorting?	dry sieving; 1.5 mm naked eye sorting	water sieving; 1 mm microscopic sorting		water sieving; 1 mm microscopic sorting		
Stratigraphy	A	3 to 8	SU 5	SU 4	Biozone 3	Biozone 2	Biozone 1
14C date	Older than LGQ: 31560±1450 bp	no radiocarbon date	ETH-8305: 8225±80 bp	Ly-6099: 5855±95 bp (upper limit of the layer)	GifA-92061: 2510±120 bp to GifA-92363: 2180±90 bp	GifA-92366: 2090±70 bp & GifA-91436: 1960±120 bp	GifA-91437: 610±120 bp (lower limit of the biozone)
Calibrated date (2 sigma ranges)	—		7433-7035 BC	4934-4470 BC	864-409 BC to 393-151 BC	348 BC-42 AD & 322 BC-283 AD	1224-1459 AC to Present
Chronological Attribution and Abbreviation	Final Riss / Early Würm  CtA	Late Pleistocene (Late Glacial)  Gt	Corsican Preneolithic  ML5	Early Neolithic  ML4	Iron Age to Early Roman  T3	Roman  T2	Middle Ages to Present  T1

**Table 2:** Presence (X) of the species of amphibians and reptiles in the seven fossil assemblages: NISP, number of identified specimens; for other abbreviations, see tab. 1.

	CtA	Gt	ML5	ML4	T3	T2	T1
NISP	28	10	118	13	167	41	19
<i>Discoglossus</i> sp.	X	X	X	X	X	X	X
<i>Discoglossus sardus</i>					X	X	X
<i>Bufo viridis</i>	X	X	X	X	X	X	X
<i>Hyla (arborea) sarda</i>	X			X	X	X	X
<i>Rana kl. esculenta</i>					X	X	X
Gekkonidae					X	X	X
<i>Archaeolacerta bedriagae</i>	X			X	X	X	X
<i>Podarcis tiliguerta</i>	X		X	X	X	X	X
<i>Coluber viridiflavus</i>	X		X	X	X	X	X
<i>Natrix natrix</i>	X		X	X	X	X	X

**Table 3:** Presence (X) of the species of birds in six of the seven fossil assemblages: MNI, minimum number of individuals; for other abbreviations, see tab. 1.

	Gt	ML5	ML4	T3	T2	T1		Gt	ML5	ML4	T3	T2	T1
MNI	28	2	80	7	36	85	MNI	28	2	80	7	36	85
<i>Acrocephalus arundinaceus</i> (?)						X	<i>Lanius excubitor/minor</i>				X		
<i>Alauda arvensis</i>					X	X	<i>Larus canus/R. tridactyla</i>			X			
<i>Anthus cf. pratensis</i>			X				<i>Luscinia megarhynchos</i>					X	X
<i>Anthus spinoletta</i>						X	<i>Miliaria calandra</i>						X
<i>Apus apus</i>						X	<i>Motacilla cf. alba</i>						X
<i>Aquila chrysaetos</i>	X					X	<i>Muscicapa striata</i>						X
<i>Asio flammeus</i>			X				<i>Oenanthe hispanica</i>			X			
<i>Athene noctua</i>			X				<i>Oenanthe oenanthe</i>						X
<i>Bubo insularis</i>	X	X					<i>Otus scops</i>			X			
<i>Buteo lagopus</i> (?)	X						<i>Pandion haliaetus</i>	X					
<i>Calidris canutus</i>						X	<i>Parus ater</i>						X
<i>Calidris</i> sp.			X				<i>Parus cf. major</i>	X		X			X
<i>Carduelis cannabina</i>			X				<i>Passer gr. domesticus</i>			X	X	X	X
<i>Carduelis carduelis</i>			X		X	X	<i>Petronia petronia</i>				X		X
<i>Carduelis chloris</i>			X		X	X	<i>Phoenicurus</i> sp.	?		X			
<i>Circaetus gallicus</i>	X						<i>Phylloscopus</i> sp.			X			
<i>Coccothraustes</i>							<i>Porzana porzana</i>			X			
<i>coccothraustes</i>			X		X	X	<i>Pyrhacorax</i> sp.			X			
<i>Columba livia</i>	X		X				<i>Pyrhacorax graculus</i>					X	
<i>Coracias garrulus</i>			X				<i>Rallus aquaticus</i>			X			
<i>Coturnix coturnix</i>	X		X			X	<i>Regulus</i> sp.						X
<i>Corvus corone</i>					X		<i>Saxicola cf. rubetra</i>			X			X
<i>Corvus corax</i>	X		X				<i>Streptopelia turtur</i>			X			
<i>Corvus monedula</i>	X		?		X		<i>Sturnus</i> sp.	X			X	X	X
<i>Emberiza cf. cirrus</i>					X	X	<i>Sylvia atricapilla</i>						X
<i>Erithacus rubecula</i>	?		X	X	X	X	<i>Sylvia cf. borin</i>	X					
<i>Falco peregrinus</i>			X				<i>Sylvia cf. melanocephala</i>	X		X			X
<i>Falco subbuteo</i>			X				<i>Sylvia hortensis</i> (?)						X
<i>Falco tinnunculus</i>	X						<i>Sylvia</i> sp.			X			
<i>Falco vespertinus</i>			X				<i>Tringa ochropus</i>	X					
<i>Ficedula</i> sp.			X				<i>Troglodytes troglodytes</i>			X			
<i>Fringilla coelebs</i>							<i>Turdus cf. philomelos</i>	X		X			X
<i>/montifringilla</i>	X		X		X	X	<i>Turdus merula/torquatus</i>	X		X			
<i>Garrulus glandarius</i>					X		<i>Turdus viscivorus</i>			X		X	
<i>Gypaetus barbatus</i>	X						<i>Tyto alba</i>			X			
<i>Jynx torquilla</i>						X	<i>Upupa epops</i>			X			X
<i>Lanius collurio/senator</i>	X												

**Table 4:** Presence (X) of the species of large and small mammals in six of the seven fossil assemblages: MNI, minimum number of individuals; NISP, number of identified specimens; for other abbreviations, see tab. 1.

	Gt	ML5	ML4	T3	T2	T1
Large mammals (NISP)	207	0	0	0	0	0
<i>Cynotherium sardus</i>	X					
<i>Megaloceros cazioti</i>	X					
Small mammals (MNI)	661	124	90	1633	883	378
<i>Erinaceus europaeus</i>				X	X	X
<i>Episoriculus corsicanus</i>	X	X	X	X	X	
<i>Suncus etruscus</i>				X	X	X
<i>Crocidura suaveolens</i>				X	X	X
<i>Prolagus sardus</i>	X	X	X	X	X	
<i>Glis glis</i>				X	X	
<i>Eliomys quercinus</i>				X	X	X
<i>Rhagamys orthodon</i>	X	X	X	X	X	
<i>Apodemus sylvaticus</i>				X	X	X
<i>Mus musculus domesticus</i>				X	X	X
<i>Rattus rattus</i>					X	X
<i>Tyrrhenicola henseli</i>	X	X	X	X	X	

some of them have been re-identified as *Discoglossus* and the others as *Bufo viridis*, according to the osteological criteria of Bailon (1991).

### Comparison with ancient and recent data

In order to interpret the results of this study, we collected a corpus of published palaeontological, archaeozoological and zoological data, most of them having never been used in a synthesis. Fossil samples are as follows.

- Pleistocene birds of Corsica according to Alcover *et al.* (1992), mainly coming from the Pleistocene layers of Maccinaggio.

- The older assemblage of Castiglione (CtA, tab. 1) which also provided bird and mammal bones (Ferrandini and Salotti, 1995).

- A later assemblage of Castiglione (CtB: LGQ: 14.950 ± 260 bp, final Würm) placed before ML5 and provided data for mammals only (Ferrandini and Salotti, 1995).

- Layer 7 of Basi (B7), dated to the end of the 7th millennium cal. BC (Vigne, 1988) is approximately contemporaneous with ML4, and provided mainly mammal bones.

- The Neolithic and Bronze Age layers of Araguina-Sennola, between ML4 and T3, provided data for all four taxonomic groups (Vigne, 1985, 1988). No chronological differentiation has been taken into account for the herpetofauna; for birds we distinguished assemblages from the middle and recent Neolithic (AN) from those of the final Neolithic and Bronze Age (AB); for mammals, we distinguished four chronological groups, i.e. middle Neolithic

(A14), late Neolithic (A12), Bronze Age (A6), and final Bronze Age - Iron Age (A5).

- The Terrina IV deposits (Chalcolithic; Vigne, 1988) are contemporaneous with A12 and provided both mammal and reptile bones.

- Castiglione provided also late Classical Antiquity deposits (CtD: between 260 and 430 cal. AD; Ferrandini and Salotti, 1995) with mammal bones. It occurs between the biozones 2 and 1 of T.

- The Santa Maria Lavezzi deposits (SML) are dated to the 14<sup>th</sup> and to the 17<sup>th</sup> centuries, between CtD and biozone 1 of T. For our purpose, it provided important data for birds and reptiles (Vigne *et al.*, 1991; Vigne, 1994).

- Numerous data concerning the large mammals of the Middle Ages (just before biozone 1 of the Monte di Tuda) have been collected by Vigne (1988, 1992, 1994).

With the exception of birds (Alcover *et al.*, 1992), results from Maccinaggio (upper Pleistocene; Gasc, 1961; Bonifay, 1976) have not been used because they are only partly published and come from layers not yet well dated.

In addition, we used data about the modern-day fauna of Corsica (amphibians and reptiles: Delaunay and Cheylan, 1992; birds: Thibault, 1983; mammals: Vigne, 1988, 1992).

### Discussion

#### Taphonomy and significance of the fossil assemblages

What is the significance of all these fossil assemblages with respect to the living fauna? The bone accumulation

processes in most of them has not been studied. Generally, the amphibian, reptile, passeriform, large bird, small mammal and large mammal bones in these sites have accumulated by different processes.

Pleistocene large birds and mammals died in the caves or were brought by predators into the caves, as is suggested by the presence of large portions of skeletons and strong digestive erosion of bones at Gritulu (Vigne, unpub.). This kind of accumulation can hardly give a complete picture of the living fauna for such a small number of sites. Most of the Holocene large birds and mammals (sometimes including *Prolagus*; Vigne *et al.*, 1987) come from archaeological deposits (Basi, Araguina-Sennola, Terrina IV, Medieval sites) where they were deposited by humans, i.e. selected by hunters. In all these cases, data must be considered as resulting from accidental processes or biased by hunter choice.

However, the processes of accumulation for amphibians, reptiles and small birds such as passerines are poorly understood. These taxa regularly occur in the diet of Mediterranean insular owls; and when they are associated with a lot of small mammal bones in fossil assemblages (ML4, T, SML), one must probably consider them to be derived from owl pellets. But they are always scarce in the diet of owls today (when the species diversity in the biota is large, especially for small birds) and the pattern of raptor selection is incompletely known (Andrews, 1990).

Large accumulations of small mammal bones (mainly: Ct, Gr, ML4, T, SML) should be considered as raptor (mainly owl) pellet remains (Chaline, 1977) and are probably of better ecological significance. Owl pellet accumulations, especially those of *Tyto alba* in Corsica (Libois, 1984), give an accurate idea of small mammal living communities, at least from a qualitative point of view (Dodson, 1973; Chaline *et al.*, 1974; Denys, 1985; Andrews, 1990; etc.). Some evidence has been collected for owl pellet accumulations at Gr and ML4 (Vigne, unpub.; Grouard, 1994), and it has been demonstrated for T (biozone 1; Sanchez *et al.*, 1997).

For these reasons, results for small mammals are probably much more reliable. The others (large mammal, birds, amphibians and reptiles) cannot be considered as complete and reliable indications of the living fauna. They only give evidence of presence. Absences of species can only be deduced when consistently missing from several successive sites over a wide distribution.

Since most of the sites are situated at a low altitude, the data will give poor indications for mountain species,

especially for the ones which could have found refuge in the mountains after a strong competition with new invaders or just prior to their extinction.

### Herpetofauna (tab. 5)

Today, the herpetofauna of Corsica is rich with 18 species (Delaugerre and Cheylan, 1992) while the fossil records include only 8 taxa. One explanation for the scarcity of fossil taxa is the difficulty in distinguishing bones of the three species of Corsican Gekkonidae and the two *Discoglossus* (*D. sardus* and *D. montalentii*; Clark and Lanza, 1990). If we exclude these taxa, the recorded species still represent less than 60% of the living ones. The absence of *Euproctus montanus* and *Salamandra salamandra* can be explained because bones of urodeles are more fragile, owls do not predate urodeles (M. Cheylan, *in litt.*) and these two species live in biota (fast flowing water and forests respectively) to which the predators have difficulty in gaining access. *Algyroides fitzingeri* is probably absent because of its very small size. The arrival of *Podarcis sicula* (and *Testudo hermanni*?) in Corsica is probably too recent (Delaugerre and Cheylan, 1992) to be recorded in our fossil assemblages.

*Discoglossus* sp. is attested throughout the Quaternary, and as early as the Miocene (Sanchiz and Sanz, 1980). Good data are now available for a continuous presence of *Bufo viridis* in Corsica from the Pleistocene, as well as in Sardinia (Kotsakis, 1980a), while Vigne (1985) thought it was a Holocene immigrant. *Emys orbicularis* is only attested in one Neolithic site in Corsica (TIV; Cheylan, 1988), but it was probably present in Corsica from the upper Pleistocene at least, since it has been recorded in Sardinia in the upper Pleistocene (Monte San Giovanni, Caloi *et al.*, 1980)<sup>(1)</sup>. A ranid has been mentioned in the Pliocene of Sardinia (Capu Mannu; Pecorini *et al.*, 1974), but *Rana* sp. described from the Villafranchian of Su Casteddu (Sardinia; Esu and Kotsakis, 1979) must be considered as dubious, osteological criteria rather suggesting *Discoglossus*. According to present data, it would seem that the only *Rana* of the Quaternary of Corsica, *R. kl. esculenta*, immigrated to Corsica during the Holocene. A Gekkonid has been identified from the Pliocene of Capo Mannu (Pecorini *et al.*, 1974), which could be *Phyllodactylus*, the only endemic genus of gecko in Corsica, rather than *Hemidactylus* or *Tarentola*, which are generalists and are widely distributed throughout the Mediterranean Basin (Castanet and Guyétant, 1990).

<sup>(1)</sup> More recent excavations at Ct (1995) brought evidence for the upper Pleistocene presence of *E. orbicularis* in Corsica too (Bailon, unpub.).

**Table 5:** Presence (X) of the species of amphibians and reptiles in the ten fossil assemblages arranged in chronological sequence, and probable chronostratigraphic distribution (greyish): NISP, number of identified specimens; for other abbreviations, see tab. 1 and text.

	CtA	Gt	ML5	ML4	A	TIV	T3	T2	SML	T1	Pres.
NISP	28	10	118	13	15	34	167	41	6	19	
<i>Discoglossus</i> sp. (2 species)	X	X	X	X	X		X	X		X	X
<i>Discoglossus sardus</i>							X	X		X	X
<i>Bufo viridis</i>	X	X	X	X	X		X	X		X	X
<i>Hyla (arborea) sarda</i>	X			X			X	X		X	X
<i>Archaeolacerta bedriagae</i>	X			X			X	X		X	X
<i>Podarcis tiliguerta</i>	X		X	X			X	X	X	X	X
<i>Coluber viridiflavus</i>	X		X	X			X	X	X	X	X
<i>Natrix natrix</i>	X		X				X	X		X	X
<i>Emys orbicularis</i>						X					X
<i>Rana kl. esculenta</i>							X	X		X	X
<i>Gekkonidae</i> (3 species)							X	X		X	X
<i>Testudo hermanni</i>											X
<i>Podarcis sicula</i>											X
<i>Natrix maura</i>											X
<i>Euproctus montanus</i>	?	?	?	?	?	?	?	?	?	?	X
<i>Salamandra salamandra</i>	?	?	?	?	?	?	?	?	?	?	X
<i>Algyroides fitzingeri</i>	?	?	?	?	?	?	?	?	?	?	X
<i>Discoglossus montalentii</i>	?	?	?	?	?	?	?	?	?	?	X

Finally, with respect to the Holocene colonization of Corsica by man, reptile and amphibian species are of two kinds: species present before (= "autochthonous") and species which immigrated after man.

Among the "autochthonous" species, all those suggested as such by Vigne and Alcover (1985) are confirmed: *Discoglossus* sp., *Hyla (arborea) sarda*, *Archaeolacerta bedriagae*, *Podarcis tiliguerta*, *Coluber viridiflavus* and *Natrix natrix*. Now, we can add *B. viridis* and *Emys orbicularis*, which have probably been on the island for a very long time without becoming markedly endemic. The evidence for a great antiquity of *B. viridis* in Corsica refutes the hypothesis of a recent immigration suggested by the literally restricted distribution of the species today (Delaugerre and Cheylan, 1992). Although they are still unknown in the fossil record, *Euproctus*, *Salamandra*, *Algyroides* (and probably *Phyllodactylus*) might also be considered as "autochthonous" because of their endemism. Among these twelve "autochthonous" taxa, it is however necessary to distinguish "old endemics" (such as *E. montanus*, *A. bedriagae*, *D. montalentii*...), from "neo-endemics" (such as *P. tiliguerta*, *N. natrix*, *H. (arborea) sarda*...) which probably immigrated during the Mio-

Pliocene. But their dates of immigration are still unknown for many of these "autochthonous" taxa (such as *E. orbicularis*, *C. viridiflavus*, etc.).

Species only recorded in the Holocene are *Rana kl. esculenta* and the two other Gekkonids (they possibly immigrated during the Iron Age); these taxa could have been introduced by humans; *Podarcis sicula* is not known in the fossil record but, according to Delaugerre and Cheylan (1992), it must be included in this second category too.

It is presently impossible to decide if *Testudo hermanni* comes under the first or the second category.

#### Avifauna (tab. 6)

A total of 119 bird taxa have been recorded from the Corsican fossil assemblages (Alcover *et al.*, 1992; Vigne, 1988; Vigne *et al.*, 1991; present paper), 74 of them still nest regularly or occasionally on the island (Thibault, 1983). Hence they represent 57.5% of the 127 present-day nesting species, which is a rather good representation. The present study adds 29 new taxa.

Species which are both presently (i.e. 19th-20th centuries) frequent visitors or migrants (Thibault, 1983) and only recorded once as fossil have been considered to be

**Table 6:** Presence (X) of the species of birds in the eleven fossil assemblages arranged in chronological sequence, and probable chronostratigraphic distribution (grey): MNI, minimum number of individuals; for other abbreviations, see tab. 1 and text.

	Alc	CtA	Gt	ML5	ML4	AN	AB	T3	T2	SML	T1	Nesting
<b>NMI</b>	–	–	28	2	80	65	11	7	36	62	85	
<i>Acrocephalus paludicola</i>	X											
<i>Fratercula arctica</i>	X											
<i>Gyps fulvus</i>	X											
<i>Anser erythropus</i>	X											
<i>Corvus corone/fragileus</i>	X											
<i>Buteo lagopus</i> (?)			X									
<i>Bubo insularis</i>	X	X	X	X								
<i>Circus gallicus</i>			X									
<i>Ficedula</i> sp.					X							
<i>Pyrhacorax</i> sp.					X							
<i>Accipiter gentilis</i>	X											
<i>Accipiter nisus</i>	X											
<i>Anas crecca</i>	X									X		
<i>Anas penelope</i>	X											
<i>Anas platyrhynchos</i>	X					X						
<i>Anthus spinoletta</i>	X										X	
<i>Apus melba</i>	X											
<i>Aquila chrysaetos</i>	X		X				X				X	
<i>Asio flammeus</i>		X			X	X						
<i>Asio otus</i>	X					X						
<i>Aythya fuligula</i>	X											
<i>Buteo buteo</i>	X					X						
<i>Caprimulgus europaeus</i>	X											
<i>Carduelis chloris</i>	X				X				X		X	
<i>Circus aeruginosus</i>	X											
<i>Coccothraustes coccothraustes</i>	X				X				X		X	
<i>Columba livia</i>	X		X		X		X			X		
<i>Columba oenas/livia</i>	X				X							
<i>Columba palumbus</i>	X	X				X						
<i>Coracias garrulus</i>	X				X	X						
<i>Corvus monedula</i>			X		?				X			
<i>Coturnix coturnix</i>	X		X		X						X	
<i>Corvus corax</i>	X		X		X							
<i>Crex crex</i>	X											
<i>Cuculus canorus</i>	X											
<i>Dendrocopos major</i>	X											
<i>Emberiza cf. cirilis</i>	X					?			X		X	
<i>Erithacus rubecula</i>	X		?		X			X	X		X	
<i>Falco naumanni</i>	X											



Table 6: continued	Alc	CtA	Gt	ML5	ML4	AN	AB	T3	T2	SML	T1	Nesting
NMI	—	—	28	2	80	65	11	7	36	62	85	
<i>Falco naumanni</i>	X											
<i>Falco peregrinus</i>	X				X		X					
<i>Falco subbuteo</i>	X				X							
<i>Falco tinnunculus</i>	X		X									
<i>Falco vespertinus</i>					X							
<i>Fringilla coelebs/montifringilla</i>	X		X		X				X		X	
<i>Galerida cristata</i>	X											
<i>Galinago media</i>	X											
<i>Gallinago gallinago</i>	X											
<i>Gallinula chloropus</i>	X											
<i>Gypaetus barbatus</i>			X									
<i>Haliaetus albicilla</i>	X											
<i>Hirundo rustica</i>	X											
<i>Lanius collurio/senator</i>	X		X									
<i>Lanius excubitor/minor</i>	X					X	X	X				
<i>Limosa limosa</i>	X											
<i>Lullula arborea</i>	X											
<i>Luscinia megarhynchos</i>	X								X		X	
cf. <i>Marmaronetta angustirostris</i>						X						
<i>Merops apiaster</i>	X											
<i>Milvus migrans</i>	X					X	X					
<i>Oriolus oriolus</i>	X											
<i>Otus scops</i>	X				X		X					
<i>Pandion haliaetus</i>			X									
<i>Parus cf. major</i>			X		X	X					X	
<i>Petronia petronia</i>	X							X			X	
<i>Phalacrocorax aristotelis</i>	X					X	X			X		
<i>Phoenicurus sp.</i>	X		?		X							
<i>Porzana parva</i>	X											
<i>Porzana porzana</i>	X				X							
<i>Porzana pusilla</i>	X											
<i>Prunella collaris</i>	X											
<i>Pyrhacorax graculus</i>	X	X							X			
<i>Rallus aquaticus</i>	X				X							
<i>Saxicola rubetra</i>	X				X						X	
<i>Scolopax rusticola</i>	X					X	X					
<i>Strumus sp.</i>	X		X					X	X		X	
<i>Sylvia atricapilla</i>	X										X	
<i>Sylvia cf. borin</i>			X									
<i>Sylvia cf. melanocephala</i>			X		X						X	
<i>Tadorna tadorna</i>	X					X						
<i>Tringa erythropus</i>	X											
<i>Tringa ochropus</i>			X									

Table 6: end.	Alc	CtA	Gt	ML5	ML4	AN	AB	T3	T2	SML	T1	Nesting
NMI	–	–	28	2	80	65	11	7	36	62	85	
<i>Tringa totanus</i>	X											
<i>Turdus cf. philomelos</i>	X		X		X	X	X			X	X	
<i>Turdus merula/torquatus</i>	X		X		X	X	X			X		
<i>Turdus viscivorus</i>	X				X	X	X		X	X		
<i>Tyto alba</i>		X			X		X		X			
<i>Upupa epops</i>	X				X						X	
<i>Vanellus vanellus</i>	X											
<i>Otis tetrax</i>	X	?	?	?	?	?	?	?	?	?	?	
<i>Corvus corone</i>	?	?	?	X								
<i>Anthus cf. pratensis</i>					X	X						
<i>Athene noctua</i>					X	X						
<i>Calidris sp.</i>					X					X		
<i>Carduelis cannabina</i>					X							
<i>Carduelis carduelis</i>					X				X		X	
<i>Larus canus/Rissa tridactyla</i>					X							
<i>Oenanthe hispanica</i>					X							
<i>Passer gr. domesticus</i>					X			X	X	X	X	
<i>Phylloscopus sp.</i>					X					X		
<i>Troglodytes troglodytes</i>					X							
<i>Corvus cf. frugilegus</i>						X						
<i>Netta rufina</i>						X						
<i>Puffinus yelkouan</i>						X				X		
<i>Streptopelia turtur</i>						X						
<i>Alauda arvensis</i>							X		X		X	
<i>Sterna cf. hirundo</i>							X					
<i>Alectoris sp.</i>										X		
<i>Garrulus glandarius</i>									X			
<i>Calonectris diomedea</i>										X		
<i>Acrocephalus arundinaceus</i> (?)											X	
<i>Apus apus</i>											X	
<i>Calidris canutus</i>											X	
<i>Jynx torquilla</i>											X	
<i>Miliaria calandra</i>											X	
<i>Motacilla cf. alba</i>											X	
<i>Muscicapa striata</i>											X	
<i>Oenanthe oenanthe</i>											X	
<i>Parus ater</i>											X	
<i>Regulus sp.</i>											X	
<i>Sylvia hortensis</i> (?)											X	

present on the island from the Pleistocene to the present time. These include *Anas penelope*, *Crex crex*, *Falco vespertinus*, *Galerida cristata*, *Gallinago media*, *G. gallinago*, *Haliaeetus albicilla*, *Limosa limosa*, cf. *Marmaronetta angustirostris*, *Porzana parva*, *P. pusilla*, *Prunella collaris*, *Sylvia* cf. *borin*, *Tringa ochropus*, *T. totanus*, and *Vanellus vanellus*. We have not made the same extrapolation for *Circaetus gallicus* and overall for *Acrocephalus paludicola* because they are presently too rare in Corsica, or for *Corvus corone/fragileus*, *Ficedula* sp. and *Pyrrhocorax* sp., because identification to species has not been possible. The chrono-stratigraphic distribution of these last five taxa cannot be determined with present-day available data.

Five other species are only known from the Pleistocene and are presently absent from Corsica. They have been considered as extinct. Among them, *Bubo insularis* is the only Corsico-Sardinian endemic; its presence in ML5 indicates that it became extinct during the Holocene, i.e. not as a result of climatic events. However, three others (*Buteo lagopus*, *Anser erythropus* and *Fratercula arctica*), now living in northern Europe, have completely disappeared from Corsica. This "retreat" northwards can probably be correlated with the post-glacial shift northwards of cold conditions. *Gyps fulvus* also disappeared from Corsica (but not from Sardinia) but it is very difficult to know when (see above: taphonomy).

In the Pleistocene assemblages, we must emphasize the large number of raptors, which suggests a high trophic diversity (mainly birds). This hypothesis is corroborated by the presence of *F. vespertinus* and *F. subbuteo*: these two raptor birds nest late in the year, which necessitates a relative abundance of prey after the end of the nesting season of most bird species (Cramp and Simmons, 1977-80).

Table 6 shows that 79 taxa are both attested at CtA, Gt or by Alcover *et al.*, (1992)<sup>(2)</sup> and still nesting, migrants or frequent visitors to Corsica. Even if the status of these taxa could have changed during the last 20,000 years, all of them can be considered to have lived continuously in Corsica. All ecological communities are represented. Typical forest species such as *Turdus merula* are especially rare, as well as species inhabiting medium and low maquis (mainly Sylviidae), the smallest of them (tab. 6; *Sylvia* sp.) being indistinguishable on the bases of their bones. Conditions of preservation being generally good for the sites, it does not seem that this could be the main reason for their absence. About 22 of the 79 taxa (27.8%, up to 29% if we exclude fresh water and sea birds; Carduelinae,

*Erithacus rubecula*, *Fringilla* sp., *Turdus philomelos*, *Sturnus* sp., etc.) are more or less associated with fallow lands (open vegetation to bush) and none of them disappeared during the sequence. Fallow lands are always a rich biota because of a strong edge effect (Frochot, 1981).

Table 6 also shows that 31 taxa are found only after the beginning of the Neolithic. Many of them, especially fresh water and sea birds, may have been present in Corsica during the Pleistocene without any fossil record. Among others, forest taxa are very rare, possibly partly because of the low altitude of the archaeological sites, which could only be reached by them when they left the mountains during winter. More numerous again (12 taxa) are taxa associated with low to medium vegetation, such as *Anthus* cf. *pratensis*, Carduelinae, *Oenanthe* sp., *Alauda arvensis*, *Sylvia hortensis*, etc. They represent 39% of the 31 taxa, or up to 50% if we exclude fresh water and sea birds. This is significantly higher ( $e > 1.96$ ) than in the group of species present throughout the Quaternary and suggests that open and low vegetation species have been favoured among these possibly Holocene immigrants, probably reflecting man's influence upon the vegetation. This probably happened as early as the end of the Neolithic (Reille, 1992).

Some species, even present as early as the Pleistocene, have been more clearly favoured by man. *Gypaetus barbatus* certainly exploited *Megaloceros* carcasses during the Pleistocene (Vigne, forthcoming), but it has certainly been favoured by the Neolithic increase of mammal breeding (Vigne, 1988), since it is very dependent on this activity (Thibault *et al.*, 1993). Since the extinction of *Megaloceros* might have occurred several millennia earlier than the appearance of husbandry (see below, mammals), it is not impossible that *Gypaetus barbatus* became extinct from Corsica (not from Sardinia, where endemic deer survived till much later; Sondaar *et al.*, 1986) and re-colonized the island during the Neolithic. Taxa typical of low mediterranean vegetation such as *Coturnix coturnix*, *Oenanthe* sp., *Alauda arvensis* and *Anthus* cf. *pratensis*, which could have lived on the island during the Würm cold period, may have flourished as a result of agriculture, mainly after the drastic deforestations during the Roman and Medieval periods (Reille, 1992; Vigne and Valladas, 1996). Among these taxa, *Alectoris* sp., generally one of the most frequent genera in Mediterranean Neolithic sites (Vilette, 1983) but absent from those of Corsica, can be considered to have been introduced by man during Historical Times (Blondel and Vigne, 1993), the oldest record for this genus being the Late Antiquity (6th century AD; Vigne and Marinval-Vigne, 1989).

<sup>(2)</sup>However we should point out that *Callonectris diomedea* has never been attested in a secure Pleistocene layer (Mayaud and Schaub, 1950).

*Passer domesticus* needs a special mention. Tchernov (1993) suggested that it became commensal in the Near East during the Natufian period, i.e. at the beginning of the Holocene (11<sup>th</sup>-12<sup>th</sup> millennia BC), but the date and method of arrival of this allochthonous species in Western Europe is not known. Present data may also indicate an early date (ML4, early Neolithic, before the 5<sup>th</sup> millennium BC). Although obtained on an island, it can be taken as a good *terminus ante quem* for the whole Western Mediterranean Basin. Hence, it seems that the insularity of Corsica did not impede the arrival on the island of the important cultural indicators such as commensal species (the sparrow or the black rat; Vigne, 1994; Vigne and Valladas, 1996) as well as domestic animals (Vigne, 1987a) or ceramic (Camps, 1988).

### Mammals (tab. 7)

The data presented here confirm the general views expressed above in the introduction and provide a more accurate picture of what happened as follows.

The absence of all modern taxa from the times before the early Neolithic, which, up to now, was only suggested by similarities with Sardinia and by a very small number of Corsican fossil assemblages (see references in the introduction), is confirmed by three new important assemblages, two from Castiglione and one from Gritulu. The only exception may be *Sus* sp. determined in the Riss-Würm assemblage of Castiglione; but, without any further precision from the authors (Ferrandini and Salotti, 1995), it is more probable that these bones belong to a descendent of

**Table 7:** Presence (X) of the species of mammals in the 16 fossil assemblages arranged in chronological sequence, and probable chronostratigraphic distribution (grey): MNI, minimum number of individuals; NISP, number of identified specimens; other abbreviations, see tab. 1 and text.

	CtA	CtB	Gt	ML5	ML4	B7	A14	A12	TIV	A6	A5	T3	T2	CtD	MA	SML	T1	Pres.
<b>NISP (large mammals)</b>	–	–	207	0	0	1137	487	567	1743	633	171	0	0	–	14973	473	0	
<b>MNI (small mammals)</b>	–	–	661	124	90	1	65	81	13	2	4	1633	883	–	54	70	378	
<i>Sus</i> sp.	X																	
cf. <i>Enhydriactis</i>	X																	
<i>Megaloceros cazioti</i>	X		X															
<i>Cynotherium sardus</i>	X		X															
<i>Episorculus corsicanus</i>	X	X	X	X	X		X	X		X	X	X	X					
<i>Rhagamys orthodon</i>	X	X	X	X	X		X	X	X	X	X	X	X					
<i>Tyrrhenicola henseli</i>	X	X	X	X	X		X	X		X	X	X	X					
<i>Prolagus sardus</i>	X	X	X	X	X	X	X	X		X	X	X	X	?				
<i>Vulpes vulpes</i>						X	X	X	X						X			X
<i>Sus scrofa</i>						X	X	X	X	X	X				X			X
<i>Erinaceus europaeus</i>							X					X	X				X	X
<i>Apodemus sylvaticus</i>								X		X		X	X	X		X	X	X
<i>Ovis musimon</i>									X						X			X
<i>Myoxus glis</i>									X			X	X					X
<i>Mus m. domesticus</i>												X	X	X		X	X	X
<i>Suncus etruscus</i>												X	X	X			X	X
<i>Crocidura suaveolens</i>												X	X	X		X	X	X
<i>Eliomys quercinus</i>												X	X	X		X	X	X
<i>Rattus rattus</i>													X	X		X	X	X
<i>Lepus capensis</i>															X		X	X
<i>Ursus arctos</i>															X			
<i>Cervus elaphus</i>															X	X		
<i>Mustela nivalis</i>																		X
<i>Felis libyca reyi</i>																		X
<i>Oryctolagus cuniculus</i>																		X
<i>Rattus norvegicus</i>																		X

*Sus nanus* described from the *Tyrrhenicola* fauna of the Capo Figari (Sardinia; Made, 1988), than to *Sus scrofa*, which, if native to Corsica, would probably have been recorded from the Preneolithic sites (Vigne and Desse-Berset, 1995).

*Sus* cf. *nanus* as well as *Enhydriactis* are probably confirmed as being mainly pre-Würmian or early Würmian taxa in Corsica, as they are in Sardinia (Palombo, 1981; Vigne, 1990). *Megaloceros cazioti* and *Cynotherium sardous* survived until the Würm, but their apparent absence at CtB (Ferrandini and Salotti, 1995; they are however recorded at Gt, which seems a little bit more recent than CtB) as well as their more secure absence from the Preneolithic sites such as ML (Vigne and Desse-Berset, 1995) may indicate a rather early extinction, perhaps before the Holocene arrival of man (Vigne, in press) and probably earlier than the Sardinian one (Sondaar *et al.*, 1986).

The persistence of the four endemic small mammal species into Historical Times (Vigne, 1987b, 1988) is confirmed by the data from the Monte di Tuda cave. The stratigraphy of that site did not allow a determination of whether they became extinct at the end of the Antiquity or during the early or central Middle Ages. The mention of *Prolagus* in the CtD could indicate the late Classical Antiquity, but the same layer of that site also gave a more recent radiocarbon dating ( $840 \pm 140$  BP, i.e. 1220 cal. BC; Ferrandini and Salotti, 1995). The question of the extinction date of these species remains open for the present.

There have been important improvements in our understanding of when modern species of small mammal arrived. The combined data of the water sieved fauna from ML4 and from T3, which provided the first fossils of *Eliomys quercinus*, *Crociodura suaveolens* and *Suncus etruscus* for Corsica, indicate that these three species, as well as *Apodemus sylvaticus*, *Mus musculus* and *Glis glis* (Vigne, 1992), were introduced to Corsica between the end of the early Neolithic and the beginning of the Iron Age, i.e. between 4400 and 1000 cal. BC.

Now, owing to the Monte di Tuda stratigraphic sequence (Vigne and Valladas, 1996), greater precision is available for the date of arrival of the black rat (*Rattus rattus*) to Corsica (4<sup>th</sup>-2<sup>nd</sup> centuries cal. BC) and to the whole Western Mediterranean Basin (Audoin-Rouzeau and Vigne, 1994 and this volume).

In general, the mammals of Corsica can be divided into five categories (modified from Vigne, 1988: 225-227):

(i) Pleistocene endemic large mammals which became extinct before the Holocene arrival of man (*Sus* sp., *Enhydriactis* cf. *galictoides* and probably *Cynotherium sardous* and *Megaloceros cazioti*);

(ii) modern species which were introduced by man from the beginning of the Post-Glacial (15 wild species plus the well known domestic ones), either on purpose or by accident;

(iii) feral species derived from domestic or tamed ones: bear (*Ursus arctos*, probably introduced as a tamed animal; Poplin *et al.*, 1988), the wild boar (*Sus scrofa*, derived from the domestic pig; Popescu *et al.*, 1980) and the moufflon (derived from the early Neolithic sheep; Poplin, 1979; Poplin and Vigne, 1983; Geddes, 1985; Vigne, 1988;

(iv) Pleistocene endemic small mammals, whose extinction was brought about by man during the first millennium AD, probably by the combined effects of increasing competition with modern species (such as the black rat) and of man's modifications to the landscape (Vigne and Marinval-Vigne, 1991; Vigne and Valladas, 1996);

(v) modern species which have never been found as fossils: *Mustela nivalis*, probably long resident on the island (Vigne, 1988), *Felis lybica reyi* (early feralized from the domestic cat; Vigne, 1988; Arrighi and Salotti, 1988), *Oryctolagus cuniculus* (probably very recently introduced; Dubray and Roux, 1984) and *Rattus norvegicus* (very rare and introduced in the 18th century AD; Vigne and Villié, 1995).

## Conclusion

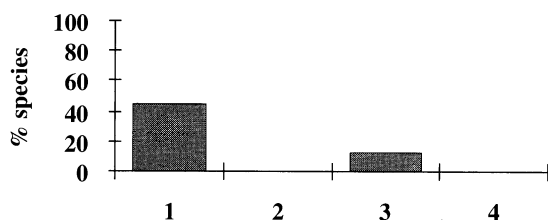
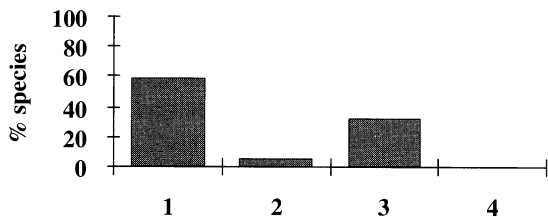
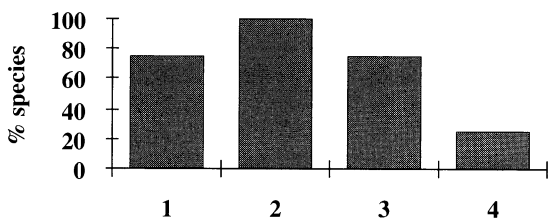
From the point of view of their representation, the available fossil data provide a more complete picture of mammals (75% of present species are represented in fossils) than of birds (57% represented) and of amphibians and reptiles (44% represented) (tab. 8 and fig. 1).

On the whole, fossil data indicate extinctions of Pleistocene species, immigration of modern ones and the establishment of feral populations (mammals only).

The extinction rate (number of late Pleistocene species which became extinct, tab. 8) is nil for amphibians and reptiles (all known Pleistocene species are still alive, perhaps sometimes with reduced distribution), very low for birds (6%) which had a very low degree of endemism, and greatest for mammals, all taxa (endemics) being extinct during the end of the Pleistocene or during Historical Times. Chronological evidence suggests that the large mammals (*Megaloceros* and *Cynotherium*) may have become extinct before the colonization of the island by modern man. All boreal birds probably disappeared from the islands as they did from the whole Mediterranean area with the end of the last Ice Age. The extinctions of large mammals and of these birds were probably caused by climatic changes. The persistence of *Bubo insularis* into the Holocene probably

**Table 8:** Main characteristics of the three taxonomic groups as in the discussion herein.

		Total number of species present today	Late Pleistocene species	Modern species registered as fossil	Late Pleist. species extinct (extinction rate)	Modern sp. immigrated Holocene (immig. rate)	Modern species with feral origin
Nb	Amphibians/Reptiles	18	7	8	0	1	0
	Birds	127 (nesting)	86	73 (nesting)	5	(maximum) 23	0
	Mammal	16	6	12	6	9	3
%	Amphibians/Reptiles			44.4	0.0	12.5	0.0
	Birds			57.5	5.8	31.5	0.0
	Mammal			75.0	100.0	75.0	25.0

**AMPHIBIANS & REPTILES (n° present sp. = 18)****BIRDS (n° present sp. = 127)****MAMMALS (n° present sp. = 16)****Fig. 1:** Graphic representation of the main characteristics of the three taxonomic groups according to the data in tab. 8: sp., species; 1, proportion of present-day species registered as fossil; 2, extinction rate; 3, immigration rate; 4, feralization rate.

reflects its adaptation to preying upon *Prolagus* (Alcover *et al.*, 1992). The impact of man may be the reason for the extinction of this bird and without doubt provoked the extinction of *Prolagus*, *Rhagamys*, *Tyrrhenicola* and *Episorculus*, all of which suffered from the arrival of the black rat and from the drastic Roman and Medieval clearance of vegetation (Vigne and Marival-Vigne, 1991; Vigne and Valladas, 1996). The amphibians and reptiles appear to have successfully resisted both climatic changes and the influence of man.

The immigration rate can be represented by the number of Holocene immigrants with respect to the number of known (nesting, for birds) fossil species. For amphibians and reptiles, it is only 12.5% (only one species: *Rana kl. esculenta*), but this very low rate is probably underestimated because of the absence of a good fossil record of modern Gekkonidae, *Podarcis sicula* and *Natrix maura* (immigration rate = 26% if they all immigrated). The immigration rate seems higher for birds, but the percentage of 31.5% is probably an over-estimate because a lot of species were probably present as early as the Pleistocene but are not attested as fossil (such as the endemic *Sitta whiteheadii*). Previous analysis suggests that the immigration of birds was facilitated by the modification of the landscape by Holocene man. For mammals, all the present taxa immigrated during the Holocene, this immigration rate (100%) suggesting an unnatural process, i.e. introduction by man (Vigne, 1992).

Finally, the Holocene colonization of Corsica by man has had very little effect on the herpetofauna (small number of immigrations), only facilitated the immigration of a small number of open field birds but brought about a complete turnover of mammals. This conclusion confirms, with much more fossil evidence, the one already proposed by Vigne and Alcover (1985), and shows that the impact of man on insular vertebrate communities is a complex phenomenon which could have been very important as early as the beginning of the Holocene.



## Acknowledgements

First, we thank the people who excavated (J. Magdeleine) or helped in the excavation, sieving and sorting of deposits (especially C. March and C. Callou). We also thank C. Mourer-Chauviré for her help in identifying

bird bones (Gritulu and Monte Leone SU 5), G. Bonani and H. Valladas for radiocarbon dating. G. Bonani, M. Cheylan, S. Davis, L. Granjon, J.-C. Thibault and H. Valladas have made useful comments on a first draft of this paper. S. Davis improved the quality of the English language.

---

## Bibliography

- ALCOVER J. A., FLORIT F., MOURER-CHAVIRÉ C. and WEESIE P. D. M., 1992.— The avifaunas of the isolated mediterranean islands during the Middle and Late Pleistocene. *Sc. Series* (Los Angeles), 36 : 273-283.
- ANDREWS P., 1990.— *Owls, caves and fossils*. London : British. Mus. (Nat. Hist.).
- AUDOIN-ROUZEAU F. and VIGNE J.-D., 1994.— La colonisation de l'Europe par le rat noir (*Rattus rattus*). *Rev. Paléobiol.*, 13 (1) : 125-145.
- ARRIGHI J. and SALOTTI M., 1988.— Le chat sauvage (*Felis silvestris* Schreber, 1777) en Corse. Confirmation de sa présence et approche taxonomique. *Mammalia*, 52 (1) : 123-125.
- AZZAROLI A., 1971.— Il significato delle faune insulari quaternarie. *Le Scienze*, 30 : 4-93.
- AZZAROLI A., 1981.— Cainozoic mammals and the biogeography of the island of Sardinia, Western Mediterranean. *Paleog., Palaeoclim., Palaeoecol.*, 36 : 107-111.
- BAILON S., 1991.— *Amphibiens et reptiles du Pliocène et du Quaternaire de France et d'Espagne : mise en place et évolution des faunes*. Thèse Doctorat, Univ. Paris VII.
- BONIFAY E., 1976.— Maccinaggio. *Bull. Soc. Géol. Fr.*, 7th ser., 18 (7) : 1153.
- BONIFAY E., 1993.— Rogliano, grotte de la Coscia. In : *Bilan scientifique 1992 du Service Régional de l'Archéologie de la Région Corse*. Paris : Ministère de la Culture et de la Francophonie, p. 53-55.
- BLONDEL J., 1986.— *Biogéographie évolutive*. Paris : Masson.
- BLONDEL J. and VIGNE J.-D., 1993.— Space, time and man as determinants of diversity of birds and mammals in the Mediterranean Europe. In : R. E. Ricklefs and D. Schluter eds., *Species diversity in ecological communities. Historical and geographical perspectives*. Chicago : Univ. Press, p. 135-146.
- BRANDY L. D., 1978.— Données nouvelles sur l'évolution du rongeur endémique fossile corso-sarde *Rhagamys* F. Major (1905). *Bull. Soc. géol. Fr.*, 7th ser., 20 (6) : 831-835.
- CALOI L., KOTSAKIS T., PALOMBO M. R. and PETRONIO C., 1980.— Il giacimento a vertebrati del Pleistocene superiore di San Giovanni in Sinis (Sardegna occidentale). *Accad. Naz. Lincei*, 69 : 485-497.
- CAMPS G., 1988.— *Préhistoire d'une île*. Paris : Errance.
- CASTANET J. and GUYÉTANT R. eds, 1990.— *Atlas de répartition des amphibiens et reptiles de France*. Paris : Soc. Herpétol. Fr.
- CHALINE J., 1977.— Les Rongeurs au Piliro? Analyse critique des reconstitutions paléoécologiques en microthériodontologie. In : P. Laville and J. Renault-Miskovsky eds, *Approche écologique de l'homme fossile*. Paris : Association Française pour l'Etude du Quaternaire (*special issue*, 47), p. 75-81.
- CHALINE J., BAUDVIN H., JAMMOT D. and SAINT GIRONS M.-C., 1974.— *Les proies des rapaces*. Paris : Doin.
- CHERRY J. F., 1990.— The first colonization of the Mediterranean islands : a review of recent research. *J. Archaeol. Sc.*, 2/3 : 145-221.
- CHEYLAN M., 1988.— La tortue. In : G. Camps dir., *Terrina et le Terrinien*. Rome : Ecole Française, p. 318-321 (*Coll. E.F.R.*, 109).
- CLARKE B.T. and LANZA B., 1990.— Notes on the morphology and distribution of the Corsican painted frogs : *Discoglossus sardus* Tschudi and *D. montalentii* Lanza, Nascetti, Capulla and Bullinis. *Boll. Mus. Reg. Sc. Nat. Torino*, 8 (2) : 531-544.
- CRAMP S. and SIMMONS K. E. L. eds., 1977-1980.— *The birds of the Western Palearctic*, 1 and 2. Oxford.

- DAVIS S. J. M., 1987.— *The archaeology of animals*. Londres : Batsford.
- DELAUGERRE M. and CHEYLAN G., 1992.— *Batraciens et reptiles de Corse*. Ajaccio-Montpellier : Parc naturel Régional de Corse et Ecole Pratique des Hautes Etudes.
- DENYS C., 1985.— Nouveaux critères de reconnaissance des concentrations de microvertébrés d'après l'étude des pelotes de chouettes du Botswana (Afrique australe). *Bull. Mus. nat. Hist. nat. (Paris)*, 4<sup>th</sup> Ser., 7 : 879-933.
- DEPÉRET C., 1897.— Sur la découverte de nouveaux gisements de mammifères fossiles dans l'île de Corse. *C.R. Acad. Sc.*, 134 : 1472-1474.
- DODSON P., 1973.— The significance of small bones in palaeoecological interpretation. *Contr. Geol. Univ. Wyoming*, 12 : 15-19.
- DUBRAY D. and ROUX D., 1984.— Répartition des Lagomorphes (lièvre commun et lapin de garenne) en Corse. *Bull. mens. O.N.C.*, 85 : 36-38.
- ESU D. and KOTSAKIS T., 1979.— Restes de vertébrés et de mollusques continentaux dans le Villafranchien de la Sardaigne. *Geobios*, 12 (1) : 101-106.
- FERRANDINI J. and SALOTTI M. (with contributions of Bailon S., Bonifay M.-F., Mourer-Chauviré C. and Réal-Testud A.-M.), 1995.— Découverte d'importants remplissages fossilifères d'âge pléistocène supérieur et holocène dans le karst de la région d'Oletta (Haute-Corse). *Geobios*, 28 (1) : 117-124.
- FONS R., SAINT GIRONS H., SALOTTI M., CHEYLAN M. and CLARA J.-P., 1991.— Contribution à la faune herpétologique des îles de Méditerranée : présence de la couleuvre vipérine *Natrix maura* (Reptilia, Colubridae) en Corse. *Bonn zool. Beitr.*, 42 (2) : 181-186.
- FROCHOT B., 1981.— A quantitative study of edge effect. In : *Census de aves en el Mediterraneo - Bird census and Mediterranean landscape (Proc. 7<sup>th</sup> IBCC conf., Leon, Spain)*, p. 64-66.
- GASC J.-P., 1961.— *Etude d'une faune quaternaire de la Corse ; grotte de Maccinagio*. Dipl. Et. Sup. Univ. Paris.
- GEDDES D., 1985.— Mesolithic domestic sheep in West Mediterranean Europe. *J. Archaeol. Sc.*, 12 : 25-48.
- GROUARD S., 1994.— *Première contribution à la détermination de l'origine des assemblages fossiles de Prolagus sardus (sur le massif corso-sarde)*. Mém. Dipl. Et. Approf., Univ. Panthéon-Sorbonne (Paris I).
- KOTSAKIS T., 1977.— I resti de anfibi e rettili pleistocenici della grotte "Bate" (Rethymnon, Creta). *Accad. Naz. Lincei*, 8<sup>th</sup> ser., 63 (6) : 571-582.
- KOTSAKIS T., 1980a.— Anfibi e rettili del Plio-Pleistocene. In : *Vertebrati Fossili Italia*. Verona, p. 205-208.
- KOTSAKIS T., 1980b.— Osservazioni sui Vertebrati quaternari della Sardegna. *Boll. Soc. Geol. Ital.*, 99 : 151-165.
- KOTSAKIS T., 1983.— I resti di Rettili olocenici della grotta di Su Guanu (Oliena, Sardegna orientale). *Boll. Soc. sarda Sc. nat.*, 22 : 121-128.
- LIBOIS R. M., 1984.— Le régime alimentaire de la Chouette effraie. *Cahiers d'Ethologie Appliquée*, 4 (2), special issue.
- LOPEZ-MARTINEZ N. and THALER L., 1975.— Etude systématique et paléogéographique du groupe d'Ochotonidés *Piezodus-Prolagus* (Mammalia, Lagomorpha). *Bull. Soc. Géol. Fr.*, 7<sup>th</sup> ser., 17 (5) : 850-866.
- MADE J. van der, 1988.— *Sus nanus* nov. sp., a Pliocene dwarf pig from Capo Figari (Northeastern Sardinia). *Boll. Soc. Paleontol. Ital.*, 27 (3) : 367-378.
- MAYAUD N. and SCHAUB S., 1950.— Les puffins subfossiles de Sardaigne. *Verhandl. Naturf. Gesell. Basel.*, 61 : 19-27.
- PALOMBO M. R., 1981.— I grandi mammiferi pleistocenici delle isole del Mediterraneo : tempi e vie di migrazione. *Boll. Soc. Paleont. Ital.*, 24 (2-3) : 201-224.
- PASSEMARD E., 1925.— Une brèche osseuse à petits mammifères des environs de Corte (Corse). *Bull. Soc. géol. Fr.*, 4<sup>th</sup> ser., 25 : 347-350.
- PECORINI G., RAGE J.-C. and THALER L., 1974.— La formation continentale du Capo Mannu, sa faune de vertébrés pliocènes et la question du Messinien en Sardaigne. *Rend. Semin. Fac. Sc. Univ. Cagliari*, 43 : 305-319.
- POPESCU C. P., QUERE J.-P. and FRANCESCHI P., 1980.— Observations chromosomiques chez le sanglier français (*Sus scrofa scrofa*). *Ann. génét. Sél. anim.*, 14 (4) : 395-400.
- POPLIN F., 1979.— Origine du mouflon de Corse dans une nouvelle perspective paléontologique : par marronnage. *Ann. génét. Sél. anim.*, 11 (2) : 133-143.
- POPLIN F. and VIGNE J.-D., 1983.— Observations sur l'origine des ovins en Corse. *Congr. Préhist. Fr.*, 21<sup>th</sup> session, 2 : 238-245.
- POPLIN F., VIGNE J.-D. and GAUTHIER A., 1988.— Données nouvelles sur l'ours (*Ursus arctos*, Carnivora, Mammalia) en



Corse. *Bull. Ecol.*, 19 : 189-194.

REILLE M., 1992.— New pollen-analytical researches in Corsica : the problem of *Quercus ilex* L. and *Erica arborea* L. The origin of *Pinus halepensis* Miller forests. *New Phytologist*, 122 : 359-378.

SALOTTI M. and FERRANDINI-CEVAREN J., 1993.— Un gisement d'ossements d'animaux fossiles dans l'aven de Castiglione (Oletta). *Corsica antica*, 1 : 12-13.

SANCHEZ V., DENYS C. and FERNANDEZ-YALVO Y., 1997.— Origine et formation des accumulations de microvertébrés de la couche 1a du site du Monte di Tuda (Corse, Holocène). Contribution de l'étude taphonomique des micromammifères. *Geodiversitas*, 19 (1) : 129-157.

SANCHIZ F. B., 1979.— Notas sobre le batracofauna cuaternaria de Cerdeña. *Estudios geol.*, Madrid, 35 : 437-441.

SANCHIZ F. B. and SANZ J. L., 1980.— Los anfibios del Pleistoceno medio de Aridos (Arganda, Madrid). In : *Ocupac. Achelenses Valle del Jarama*, Madrid, p. 105-126.

SONDAAR P.-Y., 1986.— The island sweepstake. *Natural History*, 95 (9) : 52-57.

SONDAAR P.-Y., BOER P. L. de, SANGES M., KOTSAKIS T. and ESU D., 1984.— First report on a Paleolithic culture in Sardinia. *Brit. Archaeol. Rep., Int. ser.*, 229 : 29-47.

SONDAAR P.-Y., SANGES M., KOTSAKIS T. and BOER P. L. de, 1986.— The Pleistocene deer hunter of Sardinia. *Geobios*, 19 (1) : 17-25.

TCHERNOV E., 1993.— The effects of sedentism on the exploitation of the environment in Southern Levant. In : J. Desse and F. Audoin-Rouzeau eds, *Exploitation des animaux sauvages à travers le temps*. Juan-les-Pins : APDCA, p. 137-159.

THIBAULT J.-C., 1983.— *Les oiseaux de la Corse*. Ajaccio : Parc naturel régional de la Corse.

THIBAULT J.-C., VIGNE J.-D. and TORRE J., 1993.— The diet of the young Lammergeiers *Gypaetus barbatus* in Corsica : its dependency on extensive grazing. *Ibis*, 135 (1) : 42-48.

TOBIEN H., 1935.— Über die pleistozänen und postpleistozänen *Prolagus* formen Korsikas und Sardiniens. *Ber. Naturf. ges. z. Freiburg i. Br.*, 34 : 253-344.

VIGNE J.-D., 1985.— Les amphibiens du Quaternaire d'Araguina-Sennola (Bonifacio) : présence d'une grenouille rousse dans des niveaux préhistoriques de Corse. *Bull. Soc. Herpetol. Fr.*, 35 : 13-16.

VIGNE J.-D., 1987a.— L'exploitation des ressources alimentaires carnées en Corse du VII<sup>e</sup> au IV<sup>e</sup> millénaire. In : J. Guilaine et coll., *Premières communautés paysannes en Méditerranée occidentale*. Paris : CNRS, p. 193-199.

VIGNE J.-D., 1987b.— L'extinction holocène du fond (*sic*) de peuplement mammalien indigène des îles de Méditerranée occidentale. *Mém. Soc. géol. Fr., N.S.*, 150 : 167-177.

VIGNE J.-D., 1988.— *Les mammifères post-glaciaires de Corse : étude archéozoologique*. Paris : CNRS (*Gallia Préhistoire*, 26<sup>th</sup> suppl.).

VIGNE J.-D., 1989.— Le peuplement paléolithique des îles : le débat s'ouvre en Sardaigne. *Les Nouvelles de l'Archéologie*, 35 : 39-42.

VIGNE J.-D., 1990.— Biogeographical history of the Mammals on Corsica (and Sardinia) since the final Pleistocene. *Atti dei Convegni Lincei*, 85 : 369-392.

VIGNE J.-D., 1992.— Zooarchaeological and the biogeographical history of the mammals of Corsica and Sardinia since the last ice age. *Mammal Rev.*, 22 (2) : 87-96.

VIGNE J.-D. (dir.), 1994.— *L'île Lavezzi. Hommes, animaux archéologie et marginalité (Bonifacio, Corse, XIII<sup>e</sup>-XX<sup>e</sup> siècles)*. Paris : CNRS. (*Monographies du CRA*, 13).

VIGNE J.-D., in press.— Did man provoke extinctions of endemic large mammals on the Mediterranean islands? The view from Corsica. *J. Mediterranean Archaeol.*

VIGNE J.-D. and VILLIÉ P., 1995.— Une preuve archéologique du transport d'animaux par bateau : le crâne de rat surmulot (*Rattus norvegicus* Berkenhout 1769) de l'épave du "Ça Ira" (Saint-Florent, Haute-Corse, fin XVIII<sup>e</sup> s.). In : R. Chenorkian ed., *L'homme méditerranéen - Mélanges offerts à Gabriel Camps*. Aix-en-Provence : Publications de l'Université, p. 411-416.

VIGNE J.-D. and ALCOVER J.-A., 1985.— Incidence des relations historiques entre l'Homme et l'Animal dans la composition actuelle des peuplements amphibiens, reptiliens et mammaliens des îles de Méditerranée occidentale. In : *Actes 110<sup>e</sup> Congrès Sociétés Savantes* (Montpellier, 1985), section sciences, 2 : 79-91.

VIGNE J.-D. and DESSE-BERSET N., 1995.— The exploitation of animal resources in the Mediterranean islands during the Pre-Neolithic : the example of Corsica. In : A. Fischer ed., *Man and sea in the Mesolithic*. London : Oxbow Books (*Oxbow*

*Monograph*, 53), p. 309-318.

VIGNE J.-D. and MARINVAL-VIGNE M.-C., 1989.— La faune du site de Castellu (Corte, Corse, VIe s. AD). *Doc. Archéol. Fr.*, 18 : 115-147.

VIGNE J.-D. and MARINVAL-VIGNE M.-C., 1991.— Réflexions écologiques sur le renouvellement holocène des micro-mammifères en Corse : les données préliminaires des fossiles du Monte di Tuda. *In* : M. Le Berre and L. Le Guelte eds, *Le Rongeur et l'espace*. Paris : Chabaud, p. 183-193.

VIGNE J.-D. and VALLADAS H., 1996.— Small mammal fossil assemblages as indicators of environmental change in northern Corsica during the last 2,500 years. *J. Archaeol. Sc.*, 23 : 199-215.

VIGNE J.-D., CHEYLAN G., GRANJON L. and AUFRAY J.-C., 1993.— Evolution ostéométrique de *Rattus rattus* et de *Mus musculus domesticus* sur de petites îles : comparaison de populations médiévales et actuelles des Iles Lavezzi (Corse) et de Corse. *Mammalia*, 57 (1) : 85-98.

VIGNE J.-D., LEFÈVRE C., THIBAUT J.-C. and GUYOT I., 1991.— Contribution archéozoologique à l'histoire récente des oiseaux marins de l'île Lavezzi (Corse, XIV<sup>e</sup>-XX<sup>e</sup> siècles). *Alauda*, 51 (1) : 11-21.

VIGNE J.-D., MARINVAL-VIGNE M.-C., LANFRANCHI F. de and WEISS M.-C., 1981.— Consommation du lapin-rat (*Prolagus sardus* Wagner) au Néolithique ancien méditerranéen. Abri d'Araguina-Sennola (Bonifacio, Corse). *Bull. Soc. préhist. Fr.*, 78 (7) : 222-224.

VILETTE P., 1983.— *Avifaunes du Pleistocène final et de l'Holocène dans le sud de la France et en Catalogne*. Carcassonne : Lab. Préhist. Palethnol. (*Atacina*, 11).

---